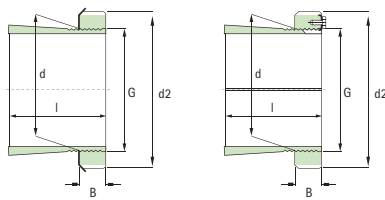


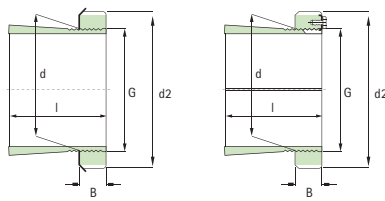
## Spannhülsen / Adapter sleeves

Artikelnr. Bearing No	Wellen-Ø Shaft-Ø	Dimensionen / Principal Dimensions										Gewicht kg Weight kg	Sicherungsmutter Lock Nut	Sicherungsblech Tab Wash	
		d	l	d2	G	B	B1	G1	e	s					
Serie H / Series H															
H 220	90	100	58	130	M 100X2	20							1,49	KM 20	MB 20
H 320	90	100	71	130	M 100X2	20							1,69	KM 20	MB 20
H 3120	90	100	76	130	M 100X2	20							1,8	KM 20	MB 20
H 2320	90	100	97	130	M 100X2	20							2,15	KM 20	MB 20
H 221	95	105	60	140	M 105X2	20							1,72	KM 21	MB 21
H 321	95	105	74	140	M 105X2	20							1,95	KM 21	MB 21
H 222	100	110	63	145	M 110X2	21							1,93	KM 22	MB 22
H 322	100	110	77	145	M 110X2	21							2,18	KM 22	MB 22
H 3122	100	110	81	145	M 110X2	21							2,25	KM 22	MB 22
H 2322	100	110	105	145	M 110X2	21							2,74	KM 22	MB 22
H 3024	110	120	72	145	M 120X2	22							1,93	KML 24	MBL 24
H 3124	110	120	88	155	M 120X2	22							2,64	KM 24	MB 24
H 2324	110	120	112	155	M 120X2	22							3,19	KM 24	MB 24
H 3026	115	130	80	155	M 130X2	23							2,85	KML 26	MBL 26
H 3126	115	130	92	165	M 130X2	23							3,66	KM 26	MB 26
H 2326	115	130	121	165	M 130X2	23							4,6	KM 26	MB 26
H 3028	125	140	82	165	M 140X2	24							3,16	KML 28	MBL 28
H 3128	125	140	97	180	M 140X2	24							4,34	KM 28	MB 28
H 2328	125	140	131	180	M 140X2	24							5,55	KM 28	MB 28
H 3030	135	150	87	180	M 150X2	26							3,89	KML 30	MBL 30
H 3130	135	150	111	195	M 150X2	26							5,52	KM 30	MB 30
H 2330	135	150	139	195	M 150X2	26							6,63	KM 30	MB 30
H 3032	140	160	93	190	M 160X3	27,5							5,21	KML 32	MBL 32
H 3032 H	140	160	93	190	M 160X3	27,5		M 6	4,2	9			5,21	KML 32	MBL 32
H 3032 HB	140	160	93	190	M 160X3	27,5		M 6	4,2	9			5,21	KML 32	MBL 32
H 3032 HK	140	160	93	190	M 160X3	27,5		M 6	5	9			5,21	KML 32	MBL 32
H 3032 HKB	140	160	93	190	M 160X3	27,5		M 6	5	9			5,21	KML 32	MBL 32
H 3132	140	160	119	210	M 160X3	28							7,67	KM 32	MB 32
H 3132 H	140	160	119	210	M 160X3	28		M 6	4,2	9			7,67	KM 32	MB 32
H 3132 HB	140	160	119	210	M 160X3	28		M 6	4,2	9			7,67	KM 32	MB 32
H 2332	140	160	147	210	M 160X3	28							9,14	KM 32	MB 32
H 2332 H	140	160	147	210	M 160X3	28		M 6	4,2	9			9,14	KM 32	MB 32
H 2332 HB	140	160	147	210	M 160X3	28		M 6	4,2	9			9,14	KM 32	MB 32
H 3034	150	170	101	200	M 170X3	28,5							5,99	KML 34	MBL 34
H 3034 H	150	170	101	200	M 170X3	28,5		M 6	4,2	9			5,99	KML 34	MBL 34
H 3034 HB	150	170	101	200	M 170X3	28,5		M 6	4,2	9			5,99	KML 34	MBL 34
H 3034 HK	150	170	101	200	M 170X3	28,5		M 6	5	9			5,99	KML 34	MBL 34
H 3034 HKB	150	170	101	200	M 170X3	28,5		M 6	5	9			5,99	KML 34	MBL 34
H 3134	150	170	122	220	M 170X3	29							8,38	KM 34	MB 34
H 3134 H	150	170	122	220	M 170X3	29		M 6	4,2	9			8,38	KM 34	MB 34
H 3134 HB	150	170	122	220	M 170X3	29		M 6	4,2	9			8,38	KM 34	MB 34
H 2334	150	170	154	220	M 170X3	29							10,2	KM 34	MB 34
H 2334 H	150	170	154	220	M 170X3	29		M 6	4,2	9			10,2	KM 34	MB 34
H 2334 HB	150	170	154	220	M 170X3	29		M 6	4,2	9			10,2	KM 34	MB 34
H 3936	160	180	87	210	M 180X3	29,5							5,7	KML 36	MBL 36



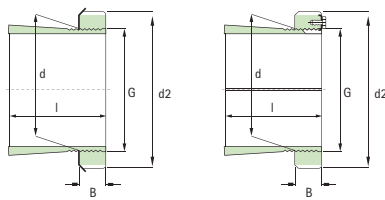
## Spannhülsen / Adapter sleeves

Artikelnr. Bearing No	Wellen-Ø Shaft-Ø	Dimensionen / Principal Dimensions									Gewicht kg Weight kg	Sicherungsmutter Lock Nut	Sicherungsblech Tab Wash
		d	l	d2	G	B	B1	G1	e	s			
Serie H / Series H													
H 3936 H	160	180	87	210	M 180X3	29,5		M 6	4,2	9	5,7	KML 36	MBL 36
H 3936 HB	160	180	87	210	M 180X3	29,5		M 6	4,2	9	5,7	KML 36	MBL 36
H 3936 HK	160	180	87	210	M 180X3	29,5		M 6	5	9	5,7	KML 36	MBL 36
H 3936 HKB	160	180	87	210	M 180X3	29,5		M 6	5	9	5,7	KML 36	MBL 36
H 3036	160	180	109	210	M 180X3	29,5					6,83	KML 36	MBL 36
H 3036 H	160	180	109	210	M 180X3	29,5		M 6	4,2	9	6,83	KML 36	MBL 36
H 3036 HB	160	180	109	210	M 180X3	29,5		M 6	4,2	9	6,83	KML 36	MBL 36
H 3036 HK	160	180	109	210	M 180X3	29,5		M 6	5	9	6,83	KML 36	MBL 36
H 3036 HKB	160	180	109	210	M 180X3	29,5		M 6	5	9	6,83	KML 36	MBL 36
H 3136	160	180	131	230	M 180X3	30					9,5	KM 36	MB 36
H 3136 H	160	180	131	230	M 180X3	30		M 6	4,2	9	9,5	KM 36	MB 36
H 3136 HB	160	180	131	230	M 180X3	30		M 6	4,2	9	9,5	KM 36	MB 36
H 2336	160	180	161	230	M 180X3	30					11,3	KM 36	MB 36
H 2336 H	160	180	161	230	M 180X3	30		M 6	4,2	9	11,3	KM 36	MB 36
H 2336 HB	160	180	161	230	M 180X3	30		M 6	4,2	9	11,3	KM 36	MB 36
H 3938	170	190	89	220	M 190X3	30,5					6,19	KML 38	MBL 38
H 3938 H	170	190	89	220	M 190X3	30,5		M 6	4,2	9	6,19	KML 38	MBL 38
H 3938 HB	170	190	89	220	M 190X3	30,5		M 6	4,2	9	6,19	KML 38	MBL 38
H 3938 HK	170	190	89	220	M 190X3	30,5		M 6	5	9	6,19	KML 38	MBL 38
H 3938 HKB	170	190	89	220	M 190X3	30,5		M 6	5	9	6,19	KML 38	MBL 38
H 3038	170	190	112	220	M 190X3	30,5					7,45	KML 38	MBL 38
H 3038 H	170	190	112	220	M 190X3	30,5		M 6	4,2	9	7,45	KML 38	MBL 38
H 3038 HB	170	190	112	220	M 190X3	30,5		M 6	4,2	9	7,45	KML 38	MBL 38
H 3038 HK	170	190	112	220	M 190X3	30,5		M 6	5	9	7,45	KML 38	MBL 38
H 3038 HKB	170	190	112	220	M 190X3	30,5		M 6	5	9	7,45	KML 38	MBL 38
H 3138	170	190	141	240	M 190X3	31					10,8	KM 38	MB 38
H 3138 H	170	190	141	240	M 190X3	31		M 6	4,2	9	10,8	KM 38	MB 38
H 3138 HB	170	190	141	240	M 190X3	31		M 6	4,2	9	10,8	KM 38	MB 38
H 2338	170	190	169	240	M 190x3	31					12,6	KM 38	MB 38
H 2338 H	170	190	169	240	M 190x3	31		M 6	4,2	9	12,6	KM 38	MB 38
H 2338 HB	170	190	169	240	M 190x3	31		M 6	4,2	9	12,6	KM 38	MB 38
H 3940	180	200	98	240	M 200x3	31,5					7,89	KML 40	MBL 40
H 3940 H	180	200	98	240	M 200x3	31,5		M 6	4,2	9	7,89	KML 40	MBL 40
H 3940 HB	180	200	98	240	M 200x3	31,5		M 6	4,2	9	7,89	KML 40	MBL 40
H 3940 HK	180	200	98	240	M 200x3	31,5		M 6	7	13	7,89	KML 40	MBL 40
H 3940 HKB	180	200	98	240	M 200x3	31,5		M 6	7	13	7,89	KML 40	MBL 40
H 3040	180	200	120	240	M 200x3	31,5					9,19	KML 40	MBL 40
H 3040 H	180	200	120	240	M 200x3	31,5		M 6	4,2	9	9,19	KML 40	MBL 40
H 3040 HB	180	200	120	240	M 200x3	31,5		M 6	4,2	9	9,19	KML 40	MBL 40
H 3140	180	200	150	250	M 200x3	32					12,1	KM 40	MB 40
H 3140 H	180	200	150	250	M 200x3	32		M 6	4,2	9	12,1	KM 40	MB 40
H 3140 HB	180	200	150	250	M 200x3	32		M 6	4,2	9	12,1	KM 40	MB 40
H 2340	180	200	176	250	M 200x3	32					13,9	KM 40	MB 40
H 2340 H	180	200	176	250	M 200x3	32		M 6	4,2	9	13,9	KM 40	MB 40
H 2340 HB	180	200	176	250	M 200x3	32		M 6	4,2	9	13,9	KM 40	MB 40



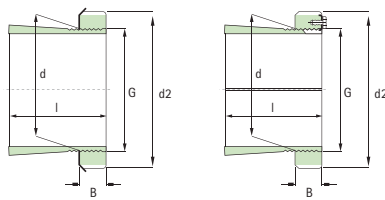
## Spannhülsen / Adapter sleeves

Artikelnr. Bearing No	Wellen-Ø Shaft-Ø	Dimensionen / Principal Dimensions										Gewicht kg Weight kg	Sicherungsmutter Lock Nut	Sicherungsblech Tab Wash
		d	l	d2	G	B	B1	G1	e	s				
Serie H / Series H														
H 3944	200	220	96	260	Tr 220x4	30	41					8,16	HM 3044	MS 3044
H 3944 H	200	220	96	260	Tr 220x4	30	41	M 6	4,2	9		8,16	HM 3044	MS 3044
H 3944 HB	200	220	96	260	Tr 220x4	30	41	M 6	4,2	9		8,16	HM 3044	MS 3044
H 3944 HK	200	220	96	260	Tr 220x4	30	41	M 6	5	9		8,16	HM 3044	MS 3044
H 3944 HKB	200	220	96	260	Tr 220x4	30	41	M 6	5	9		8,16	HM 3044	MS 3044
H 3044	200	220	126	260	Tr 220x4	30	41					10,3	HM 3044	MS 3044
H 3044 H	200	220	126	260	Tr 220x4	30	41	M 6	4,2	9		10,3	HM 3044	MS 3044
H 3044 HB	200	220	126	260	Tr 220x4	30	41	M 6	4,2	9		10,3	HM 3044	MS 3044
H 3144	200	220	161	280	Tr 220x4	35						15,1	HM 44 T	MB 44
H 3144 H	200	220	161	280	Tr 220x4	35		M 6	4,2	9		15,1	HM 44 T	MB 44
H 3144 HB	200	220	161	280	Tr 220x4	35		M 6	4,2	9		15,1	HM 44 T	MB 44
H 2344	200	220	186	280	Tr 220x4	35						17	HM 44 T	MB 44
H 2344 H	200	220	186	280	Tr 220x4	35		M 6	4,2	9		17	HM 44 T	MB 44
H 2344 HB	200	220	186	280	Tr 220x4	35		M 6	4,2	9		17	HM 44 T	MB 44
H 3948	220	240	101	290	Tr 240x4	34	46					11	HM 3048	MS 3048
H 3948 H	220	240	101	290	Tr 240x4	34	46	M 6	4,2	9		11	HM 3048	MS 3048
H 3948 HB	220	240	101	290	Tr 240x4	34	46	M 6	4,2	9		11	HM 3048	MS 3048
H 3048	220	240	133	290	Tr 240x4	34	46					13,2	HM 3048	MS 3048
H 3048 H	220	240	133	290	Tr 240x4	34	46	M 6	4,2	9		13,2	HM 3048	MS 3048
H 3048 HB	220	240	133	290	Tr 240x4	34	46	M 6	4,2	9		13,2	HM 3048	MS 3048
H 3148	220	240	172	300	Tr 240x4	37						17,6	HM 48 T	MB 48
H 3148 H	220	240	172	300	Tr 240x4	37		M 6	4,2	9		17,6	HM 48 T	MB 48
H 3148 HB	220	240	172	300	Tr 240x4	37		M 6	4,2	9		17,6	HM 48 T	MB 48
H 2348	220	240	199	300	Tr 240x4	37						20	HM 48 T	MB 48
H 2348 H	220	240	199	300	Tr 240x4	37		M 6	4,2	9		20	HM 48 T	MB 48
H 2348 HB	220	240	199	300	Tr 240x4	37		M 6	4,2	9		20	HM 48 T	MB 48
H 3952	240	260	116	310	Tr 260x4	34	46					12,8	HM 3052	MS 3052
H 3952 H	240	260	116	310	Tr 260x4	34	46	M 6	4,2	9		12,8	HM 3052	MS 3052
H 3952 HB	240	260	116	310	Tr 260x4	34	46	M 6	4,2	9		12,8	HM 3052	MS 3052
H 3052	240	260	145	310	Tr 260x4	34	46					15,3	HM 3052	MS 3052
H 3052 H	240	260	145	310	Tr 260x4	34	46	M 6	4,2	9		15,3	HM 3052	MS 3052
H 3052 HB	240	260	145	310	Tr 260x4	34	46	M 6	4,2	9		15,3	HM 3052	MS 3052
H 3152	240	260	190	330	Tr 260x4	39						22,3	HM 52 T	MB 52
H 3152 H	240	260	190	330	Tr 260x4	39		M 6	4,2	9		22,3	HM 52 T	MB 52
H 3152 HB	240	260	190	330	Tr 260x4	39		M 6	4,2	9		22,3	HM 52 T	MB 52
H 2352	240	260	211	330	Tr 260x4	39						24,5	HM 52 T	MB 52
H 2352 H	240	260	211	330	Tr 260x4	39		M 6	4,2	9		24,5	HM 52 T	MB 52
H 2352 HB	240	260	211	330	Tr 260x4	39		M 6	4,2	9		24,5	HM 52 T	MB 52
H 3956	240	280	121	330	Tr 280x4	38	50					15,3	HM 3056	MS 3056
H 3956 H	240	280	121	330	Tr 280x4	38	50	M 6	4,2	9		15,3	HM 3056	MS 3056
H 3956 HB	240	280	121	330	Tr 280x4	38	50	M 6	4,2	9		15,3	HM 3056	MS 3056
H 3056	260	280	152	330	Tr 280x4	38	50					17,7	HM 3056	MS 3056
H 3056 H	260	280	152	330	Tr 280x4	38	50	M 6	4,2	9		17,7	HM 3056	MS 3056
H 3056 HB	260	280	152	330	Tr 280x4	38	50	M 6	4,2	9		17,7	HM 3056	MS 3056
H 3156	260	280	195	350	Tr 280x4	41						25,1	HM 56 T	MB 56



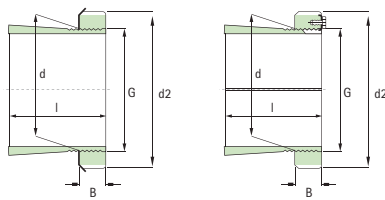
## Spannhülsen / Adapter sleeves

Artikelnr. Bearing No	Wellen-Ø Shaft-Ø	Dimensionen / Principal Dimensions									Gewicht kg Weight kg	Sicherungsmutter Lock Nut	Sicherungsblech Tab Wash
		d	l	d2	G	B	B1	G1	e	s			
Serie H / Series H													
H 3156 H	260	280	195	350	Tr 280x4	41		M 6	4,2	9	25,1	HM 56 T	MB 56
H 3156 HB	260	280	195	350	Tr 280x4	41		M 6	4,2	9	25,1	HM 56 T	MB 56
H 2356	260	280	224	350	Tr 280x4	41					28,4	HM 56 T	MB 56
H 2356 H	260	280	224	350	Tr 280x4	41		M 6	4,2	9	28,4	HM 56 T	MB 56
H 2356 HB	260	280	224	350	Tr 280x4	41		M 6	4,2	9	28,4	HM 56 T	MB 56
H 3960	280	300	140	360	Tr 300x4	42	54				20	HM 3060	MS 3060
H 3960 H	280	300	140	360	Tr 300x4	42	54	M 6	4,2	9	20	HM 3060	MS 3060
H 3960 HB	280	300	140	360	Tr 300x4	42	54	M 6	4,2	9	20	HM 3060	MS 3060
H 3060	280	300	168	360	Tr 300x4	42	54				22,8	HM 3060	MS 3060
H 3060 H	280	300	168	360	Tr 300x4	42	54	M 6	4,2	9	22,8	HM 3060	MS 3060
H 3060 HB	280	300	168	360	Tr 300x4	42	54	M 6	4,2	9	22,8	HM 3060	MS 3060
H 3160	280	300	208	380	Tr 300x4	40	53				30,2	HM 3160	MS 3160
H 3160 H	280	300	208	380	Tr 300x4	40	53	M 6	4,2	9	30,2	HM 3160	MS 3160
H 3160 HB	280	300	208	380	Tr 300x4	40	53	M 6	4,2	9	30,2	HM 3160	MS 3160
H 3260	280	300	240	380	Tr 300x4	40	53				34,1	HM 3160	MS 3160
H 3260 H	280	300	240	380	Tr 300x4	40	53	M 6	4,2	9	34,1	HM 3160	MS 3160
H 3260 HB	280	300	240	380	Tr 300x4	40	53	M 6	4,2	9	34,1	HM 3160	MS 3160
H 3964	300	320	140	380	Tr 320x5	42	55				21,5	HM 3064	MS 3064
H 3964 H	300	320	140	380	Tr 320x5	42	55	M 6	4	9	21,5	HM 3064	MS 3064
H 3964 HB	300	320	140	380	Tr 320x5	42	55	M 6	4	9	21,5	HM 3064	MS 3064
H 3064	300	320	171	380	Tr 320x5	42	55				24,6	HM 3064	MS 3064
H 3064 H	300	320	171	380	Tr 320x5	42	55	M 6	4	9	24,6	HM 3064	MS 3064
H 3064 HB	300	320	171	380	Tr 320x5	42	55	M 6		9	24,6	HM 3064	MS 3064
H 3164	300	320	226	400	Tr 320x5	42	56				34,9	HM 3164	MS 3164
H 3164 H	300	320	226	400	Tr 320x5	42	56	M 6	4	9	34,9	HM 3164	MS 3164
H 3164 HB	300	320	226	400	Tr 320x5	42	56	M 6	4	9	34,9	HM 3164	MS 3164
H 3264	300	320	258	400	Tr 320x5	42	56				39,3	HM 3164	MS 3164
H 3264 H	300	320	258	400	Tr 320x5	42	56	M 6	4	9	39,3	HM 3164	MS 3164
H 3264 HB	300	320	258	400	Tr 320x5	42	56	M 6	4	9	39,3	HM 3164	MS 3164
H 3968	320	340	144	400	Tr 340x5	45	58				24,5	HM 3068	MS 3068
H 3968 H	320	340	144	400	Tr 340x5	45	58	M 6	4	9	24,5	HM 3068	MS 3068
H 3968 HB	320	340	144	400	Tr 340x5	45	58	M 6	4	9	24,5	HM 3068	MS 3068
H 3968 HK	320	340	144	400	Tr 340x5	45	58	G1/4	7	13	24,5	HM 3068	MS 3068
H 3968 HKB	320	340	144	400	Tr 340x5	45	58	G1/4	7	13	24,5	HM 3068	MS 3068
H 3068	320	340	187	400	Tr 340x5	45	58				28,7	HM 3068	MS 3068
H 3068 H	320	340	187	400	Tr 340x5	45	58	M 6	4	9	28,7	HM 3068	MS 3068
H 3068 HB	320	340	187	400	Tr 340x5	45	58	M 6	4	9	28,7	HM 3068	MS 3068
H 3168	320	340	254	440	Tr 340x5	55	72				50	HM 3168	MS 3168
H 3168 H	320	340	254	440	Tr 340x5	55	72	M 6	4	9	50	HM 3168	MS 3168
H 3168 HB	320	340	254	440	Tr 340x5	55	72	M 6	4	9	50	HM 3168	MS 3168
H 3168 HK	320	340	254	440	Tr 340x5	55	72	G1/4	9,5	15	50	HM 3168	MS 3168
H 3168 HKB	320	340	254	440	Tr 340x5	55	72	G1/4	9,5	15	50	HM 3168	MS 3168
H 3268	320	340	288	440	Tr 340x5	55	72				54,6	HM 3168	MS 3168
H 3268 H	320	340	288	440	Tr 340x5	55	72	M 6	4	9	54,6	HM 3168	MS 3168
H 3268 HB	320	340	288	440	Tr 340x5	55	72	M 6	4	9	54,6	HM 3168	MS 3168



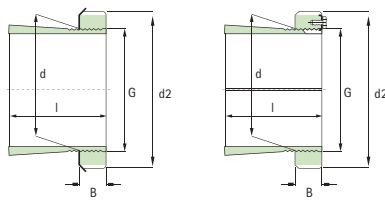
## Spannhülsen / Adapter sleeves

Artikelnr. Bearing No	Wellen-Ø Shaft-Ø	Dimensionen / Principal Dimensions										Gewicht kg Weight kg	Sicherungsmutter Lock Nut	Sicherungsblech Tab Wash
		d	l	d2	G	B	B1	G1	e	s				
Serie H / Series H														
H 3268 HK	320	340	288	440	Tr 340x5	55	72	G1/4	10	15	54,6	HM 3168	MS 3168	
H 3268 HKB	320	340	288	440	Tr 340x5	55	72	G1/4	10	15	54,6	HM 3168	MS 3168	
H 3972	340	360	144	420	Tr 360x5	45	58				25,2	HM 3072	MS 3072	
H 3972 H	340	360	144	420	Tr 360x5	45	58	M 6	4	9	25,2	HM 3072	MS 3072	
H 3972 HB	340	360	144	420	Tr 360x5	45	58	M 6	4	9	25,2	HM 3072	MS 3072	
H 3072	340	360	188	420	Tr 360x5	45	58				30,5	HM 3072	MS 3072	
H 3072 H	340	360	188	420	Tr 360x5	45	58	M 6	4	9	30,5	HM 3072	MS 3072	
H 3072 HB	340	360	188	420	Tr 360x5	45	58	M 6	4	9	30,5	HM 3072	MS 3072	
H 3172	340	360	259	460	Tr 360x5	58	75				56	HM 3172	MS 3172	
H 3172 H	340	360	259	460	Tr 360x5	58	75	M 6	4	9	56	HM 3172	MS 3172	
H 3172 HB	340	360	259	460	Tr 360x5	58	75	M 6	4	9	56	HM 3172	MS 3172	
H 3172 HK	340	360	259	460	Tr 360x5	58	75	G1/4	9,5	15	56	HM 3172	MS 3172	
H 3172 HKB	340	360	259	460	Tr 360x5	58	75	G1/4	9,5	15	56	HM 3172	MS 3172	
H 3272	340	360	299	460	Tr 360x5	58	75				60,6	HM 3172	MS 3172	
H 3272 H	340	360	299	460	Tr 360x5	58	75	M 6	4	9	60,6	HM 3172	MS 3172	
H 3272 HB	340	360	299	460	Tr 360x5	58	75	M 6	4	9	60,6	HM 3172	MS 3172	
H 3272 HK	340	360	299	460	Tr 360x5	58	75	G1/4	10	15	60,6	HM 3172	MS 3172	
H 3272 HKB	340	360	299	460	Tr 360x5	58	75	G1/4	10	15	60,6	HM 3172	MS 3172	
H 3976	360	380	164	450	Tr 380x5	48	62				31,5	HM 3076	MS 3076	
H 3976 H	360	380	164	450	Tr 380x5	48	62	M 6	4	9	31,5	HM 3076	MS 3076	
H 3976 HB	360	380	164	450	Tr 380x5	48	62	M 6	4	9	31,5	HM 3076	MS 3076	
H 3076	360	380	193	450	Tr 380x5	48	62				35,8	HM 3076	MS 3076	
H 3076 H	360	380	193	450	Tr 380x5	48	62	M 6	4	9	35,8	HM 3076	MS 3076	
H 3076 HB	360	380	193	450	Tr 380x5	48	62	M 6	4	9	35,8	HM 3076	MS 3076	
H 3176	360	380	264	490	Tr 380x5	60	77				61,7	HM 3176	MS 3176	
H 3176 H	360	380	264	490	Tr 380x5	60	77	M 6	4	9	61,7	HM 3176	MS 3176	
H 3176 HB	360	380	264	490	Tr 380x5	60	77	M 6	4	9	61,7	HM 3176	MS 3176	
H 3176 HK	360	380	264	490	Tr 380x5	60	77	G1/4	9,5	15	61,7	HM 3176	MS 3176	
H 3176 HKB	360	380	264	490	Tr 380x5	60	77	G1/4	9,5	15	61,7	HM 3176	MS 3176	
H 3276	360	380	310	490	Tr 380x5	60	77				69,6	HM 3176	MS 3176	
H 3276 H	360	380	310	490	Tr 380x5	60	77	M 6	4	9	69,6	HM 3176	MS 3176	
H 3276 HB	360	380	310	490	Tr 380x5	60	77	M 6	4	9	69,6	HM 3176	MS 3176	
H 3276 HK	360	380	310	490	Tr 380x5	60	77	G1/4	10,5	15	69,6	HM 3176	MS 3176	
H 3276 HKB	360	380	310	490	Tr 380x5	60	77	G1/4	10,5	15	69,6	HM 3176	MS 3176	
H 3980	380	400	168	470	Tr 400x5	52	66				35	HM 3080	MS 3080	
H 3980 H	380	400	168	470	Tr 400x5	52	66	M 6	4	9	35	HM 3080	MS 3080	
H 3980 HB	380	400	168	470	Tr 400x5	52	66	M 6	4	9	35	HM 3080	MS 3080	
H 3080	380	400	210	470	Tr 400x5	52	66				41,3	HM 3080	MS 3080	
H 3080 H	380	400	210	470	Tr 400x5	52	66	M 6	4	9	41,3	HM 3080	MS 3080	
H 3080 HB	380	400	210	470	Tr 400x5	52	66	M 6	4	9	41,3	HM 3080	MS 3080	
H 3180	380	400	272	520	Tr 400x5	62	82				73	HM 3180	MS 3180	
H 3180 H	380	400	272	520	Tr 400x5	62	82	M 6	4	9	73	HM 3180	MS 3180	
H 3180 HB	380	400	272	520	Tr 400x5	62	82	M 6	4	9	73	HM 3180	MS 3180	
H 3180 HK	380	400	272	520	Tr 400x5	62	82	G1/4	9,5	15	73	HM 3180	MS 3180	
H 3180 HKB	380	400	272	520	Tr 400x5	62	82	G1/4	9,5	15	73	HM 3180	MS 3180	



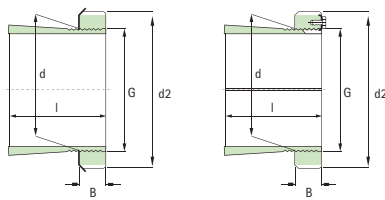
## Spannhülsen / Adapter sleeves

Artikelnr. Bearing No	Wellen-Ø Shaft-Ø	Dimensionen / Principal Dimensions									Gewicht kg Weight kg	Sicherungsmutter Lock Nut	Sicherungsblech Tab Wash
		d	l	d2	G	B	B1	G1	e	s			
Serie H / Series H													
H 3280	380	400	328	520	Tr 400x5	62	82				81	HM 3180	MS 3180
H 3280 H	380	400	328	520	Tr 400x5	62	82	M 6	4	9	81	HM 3180	MS 3180
H 3280 HB	380	400	328	520	Tr 400x5	62	82	M 6	4	9	81	HM 3180	MS 3180
H 3280 HK	380	400	328	520	Tr 400x5	62	82	G1/4	11	15	81	HM 3180	MS 3180
H 3280 HKB	380	400	328	520	Tr 400x5	62	82	G1/4	11	15	81	HM 3180	MS 3180
H 3984	400	420	168	490	Tr 420x5	52	66				36,6	HM 3084	MS 3084
H 3984 H	400	420	168	490	Tr 420x5	52	66	M 6	4	9	36,6	HM 3084	MS 3084
H 3984 HB	400	420	168	490	Tr 420x5	52	66	M 6	4	9	36,6	HM 3084	MS 3084
H 3084	400	420	212	490	Tr 420x5	52	66				43,7	HM 3084	MS 3084
H 3084 H	400	420	212	490	Tr 420x5	52	66	M 6	4	9	43,7	HM 3084	MS 3084
H 3084 HB	400	420	212	490	Tr 420x5	52	66	M 6	4	9	43,7	HM 3084	MS 3084
H 3184	400	420	304	540	Tr 420x5	70	90				84,2	HM 3184	MS 3184
H 3184 H	400	420	304	540	Tr 420x5	70	90	M 6	4	9	84,2	HM 3184	MS 3184
H 3184 HB	400	420	304	540	Tr 420x5	70	90	M 6	4	9	84,2	HM 3184	MS 3184
H 3184 HK	400	420	304	540	Tr 420x5	70	90	G1/4	10,5	15	84,2	HM 3184	MS 3184
H 3184 HKB	400	420	304	540	Tr 420x5	70	90	G1/4	10,5	15	84,2	HM 3184	MS 3184
H 3284	400	420	352	540	Tr 420x5	70	90				96	HM 3184	MS 3184
H 3284 H	400	420	352	540	Tr 420x5	70	90	M 6	4	9	96	HM 3184	MS 3184
H 3284 HB	400	420	352	540	Tr 420x5	70	90	M 6	4	9	96	HM 3184	MS 3184
H 3284 HK	400	420	352	540	Tr 420x5	70	90	G1/4	11	15	96	HM 3184	MS 3184
H 3284 HKB	400	420	352	540	Tr 420x5	70	90	G1/4	11	15	96	HM 3184	MS 3184
H 3988	410	440	189	520	Tr 440x5	60	77				58	HM 3088	MS 3088
H 3988 H	410	440	189	520	Tr 440x5	60	77	M 8	6,5	12	58	HM 3088	MS 3088
H 3988 HB	410	440	189	520	Tr 440x5	60	77	M 8	6,5	12	58	HM 3088	MS 3088
H 3988 HK	410	440	189	520	Tr 440x5	60	77	G1/4	10	15	58	HM 3088	MS 3088
H 3988 HKB	410	440	189	520	Tr 440x5	60	77	G1/4	10	15	58	HM 3088	MS 3088
H 3088	410	440	228	520	Tr 440x5	60	77				65,2	HM 3088	MS 3088
H 3088 H	410	440	228	520	Tr 440x5	60	77	M 8	6,5	12	65,2	HM 3088	MS 3088
H 3088 HB	410	440	228	520	Tr 440x5	60	77	M 8	6,5	12	65,2	HM 3088	MS 3088
H 3088 HK	410	440	228	520	Tr 440x5	60	77	G1/4	11	15	65,2	HM 3088	MS 3088
H 3088 HKB	410	440	228	520	Tr 440x5	60	77	G1/4	11	15	65,2	HM 3088	MS 3088
H 3188	410	440	307	560	Tr 440x5	70	90				104	HM 3188	MS 3188
H 3188 H	410	440	307	560	Tr 440x5	70	90	M 8	6,5	12	104	HM 3188	MS 3188
H 3188 HB	410	440	307	560	Tr 440x5	70	90	M 8	6,5	12	104	HM 3188	MS 3188
H 3188 HK	410	440	307	560	Tr 440x5	70	90	G1/4	14	15	104	HM 3188	MS 3188
H 3188 HKB	410	440	307	560	Tr 440x5	70	90	G1/4	14	15	104	HM 3188	MS 3188
H 3288	410	440	361	560	Tr 440x5	70	90				118	HM 3188	MS 3188
H 3288 H	410	440	361	560	Tr 440x5	70	90	M 8	6,5	12	118	HM 3188	MS 3188
H 3288 HB	410	440	361	560	Tr 440x5	70	90	M 8	6,5	12	118	HM 3188	MS 3188
H 3288 HK	410	440	361	560	Tr 440x5	70	90	G1/4	16	15	118	HM 3188	MS 3188
H 3288 HKB	410	440	361	560	Tr 440x5	70	90	G1/4	16	15	118	HM 3188	MS 3188
H 3992	430	460	189	540	Tr 460x5	60	77				60	HM 3092	MS 3092
H 3992 H	430	460	189	540	Tr 460x5	60	77	M 8	6,5	12	60	HM 3092	MS 3092
H 3992 HB	430	460	189	540	Tr 460x5	60	77	M 8	6,5	12	60	HM 3092	MS 3092
H 3992 HK	430	460	189	540	Tr 460x5	60	77	G1/4	10	15	60	HM 3092	MS 3092



## Spannhülsen / Adapter sleeves

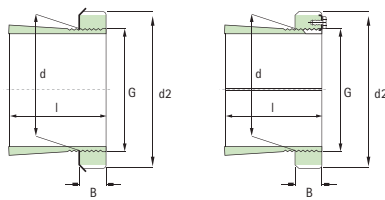
Artikelnr. Bearing No	Wellen-Ø Shaft-Ø	Dimensionen / Principal Dimensions									Gewicht kg Weight kg	Sicherungsmutter Lock Nut	Sicherungsblech Tab Wash
		d	l	d2	G	B	B1	G1	e	s			
Serie H / Series H													
H 3992 HKB	430	460	189	540	Tr 460x5	60	77	G1/4	10	15	60	HM 3092	MS 3092
H 3092	430	460	234	540	Tr 460x5	60	77				71	HM 3092	MS 3092
H 3092 H	430	460	234	540	Tr 460x5	60	77	M 8	6,5	12	71	HM 3092	MS 3092
H 3092 HB	430	460	234	540	Tr 460x5	60	77	M 8	6,5	12	71	HM 3092	MS 3092
H 3092 HK	430	460	234	540	Tr 460x5	60	77	G1/4	11	15	71	HM 3092	MS 3092
H 3092 HKB	430	460	234	540	Tr 460x5	60	77	G1/4	11	15	71	HM 3092	MS 3092
H 3192	430	460	326	580	Tr 460x5	75	95				116	HM 3192	MS 3192
H 3192 H	430	460	326	580	Tr 460x5	75	95	M 8	6,5	12	116	HM 3192	MS 3192
H 3192 HB	430	460	326	580	Tr 460x5	75	95	M 8	6,5	12	116	HM 3192	MS 3192
H 3192 HK	430	460	326	580	Tr 460x5	75	95	G1/4	14	15	116	HM 3192	MS 3192
H 3192 HKB	430	460	326	580	Tr 460x5	75	95	G1/4	14	15	116	HM 3192	MS 3192
H 3292	430	460	382	580	Tr 460x5	75	95				134	HM 3192	MS 3192
H 3292 H	430	460	382	580	Tr 460x5	75	95	M 8	6,5	12	134	HM 3192	MS 3192
H 3292 HB	430	460	382	580	Tr 460x5	75	62	M 8	6,5	12	134	HM 3192	MS 3192
H 3292 HK	430	460	382	580	Tr 460x5	75	95	G1/4	17	15	134	HM 3192	MS 3192
H 3292 HKB	430	460	382	580	Tr 460x5	75	95	G1/4	17	15	134	HM 3192	MS 3192
H 3996	450	480	200	560	Tr 480x5	60	77				66	HM 3096	MS 3096
H 3996 H	450	480	200	560	Tr 480x5	60	77	M 8	6,5	12	66	HM 3096	MS 3096
H 3996 HB	450	480	200	560	Tr 480x5	60	77	M 8	6,5	12	66	HM 3096	MS 3096
H 3996 HK	450	480	200	560	Tr 480x5	60	77	G1/4	10	15	66	HM 3096	MS 3096
H 3996 HKB	450	480	200	560	Tr 480x5	60	77	G1/4	10	15	66	HM 3096	MS 3096
H 3096	450	480	237	560	Tr 480x5	60	77				75	HM 3096	MS 3096
H 3096 H	450	480	237	560	Tr 480x5	60	77	M 8	6,5	12	75	HM 3096	MS 3096
H 3096 HB	450	480	237	560	Tr 480x5	60	77	M 8	6,5	12	75	HM 3096	MS 3096
H 3096 HK	450	480	237	560	Tr 480x5	60	77	G1/4	11	15	75	HM 3096	MS 3096
H 3096 HKB	450	480	237	560	Tr 480x5	60	77	G1/4	11	15	75	HM 3096	MS 3096
H 3196	450	480	335	620	Tr 480x5	75	95				135	HM 3196	MS 3196
H 3196 H	450	480	335	620	Tr 480x5	75	95	M 8	6,5	12	135	HM 3196	MS 3196
H 3196 HB	450	480	335	620	Tr 480x5	75	95	M 8	6,5	12	135	HM 3196	MS 3196
H 3196 HK	450	480	335	620	Tr 480x5	75	95	G1/4	14	15	135	HM 3196	MS 3196
H 3196 HKB	450	480	335	620	Tr 480x5	75	95	G1/4	14	15	135	HM 3196	MS 3196
H 3296	450	480	397	620	Tr 480x5	75	95				153	HM 3196	MS 3196
H 3296 H	450	480	397	620	Tr 480x5	75	95	M 8	6,5	12	153	HM 3196	MS 3196
H 3296 HB	450	480	397	620	Tr 480x5	75	95	M 8	6,5	12	153	HM 3196	MS 3196
H 3296 HK	450	480	397	620	Tr 480x5	75	95	G1/4	17	15	153	HM 3196	MS 3196
H 3296 HKB	450	480	397	620	Tr 480x5	75	95	G1/4	17	15	153	HM 3196	MS 3196
H 39/500	470	500	208	580	Tr 500x5	68	85				74,3	HM 30/500	MS 30/500
H 39/500 H	470	500	208	580	Tr 500x5	68	85	M 8	6,5	12	74,3	HM 30/500	MS 30/500
H 39/500 HB	470	500	208	580	Tr 500x5	68	85	M 8	6,5	12	74,3	HM 30/500	MS 30/500
H 39/500 HK	470	500	208	580	Tr 500x5	68	85	G1/4	10	15	74,3	HM 30/500	MS 30/500
H 39/500 HKB	470	500	208	580	Tr 500x5	68	85	G1/4	10	15	74,3	HM 30/500	MS 30/500
H 30/500	470	500	247	580	Tr 500x5	68	85				82	HM 30/500	MS 30/500
H 30/500 H	470	500	247	580	Tr 500x5	68	85	M 8	6,5	12	82	HM 30/500	MS 30/500
H 30/500 HB	470	500	247	580	Tr 500x5	68	85	M 8	6,5	12	82	HM 30/500	MS 30/500
H 30/500 HK	470	500	247	580	Tr 500x5	68	85	G1/4	11	15	82	HM 30/500	MS 30/500



## Spannhülsen / Adapter sleeves

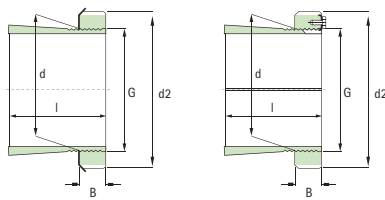
Artikelnr. Bearing No	Wellen-Ø Shaft-Ø	Dimensionen / Principal Dimensions										Gewicht kg Weight kg	Sicherungsmutter Lock Nut	Sicherungsblech Tab Wash
		d	l	d2	G	B	B1	G1	e	s				
Serie H / Series H														
H 30/500 HKB	470	500	247	580	Tr 500x5	68	85	G1/4	11	15	82	HM 30/500	MS 30/500	
H 31/500	470	500	356	630	Tr 500x5	80	100				145	HM 31/500	MS 31/500	
H 31/500 H	470	500	356	630	Tr 500x5	80	100	M 8	6,5	12	145	HM 31/500	MS 31/500	
H 31/500 HB	470	500	356	630	Tr 500x5	80	100	M 8	6,5	12	145	HM 31/500	MS 31/500	
H 31/500 HK	470	500	356	630	Tr 500x5	80	100	G1/4	15	15	145	HM 31/500	MS 31/500	
H 31/500 HKB	470	500	356	630	Tr 500x5	80	100	G1/4	15	15	145	HM 31/500	MS 31/500	
H 32/500	470	500	428	630	Tr 500x5	80	100				166	HM 31/500	MS 31/500	
H 32/500 H	470	500	428	630	Tr 500x5	80	100	M 8	6	12	166	HM 31/500	MS 31/500	
H 32/500 HB	470	500	428	630	Tr 500x5	80	100	M 8	6	12	166	HM 31/500	MS 31/500	
H 32/500 HK	470	500	428	630	Tr 500x5	80	100	G1/4	18	15	166	HM 31/500	MS 31/500	
H 32/500 HKB	470	500	428	630	Tr 500x5	80	100	G1/4	18	15	166	HM 31/500	MS 31/500	
H 39/530	500	530	216	630	Tr 530x6	68	90				87,9	HM 30/530	MS 30/530	
H 39/530 H	500	530	216	630	Tr 530x6	68	90	M 8	6	12	87,9	HM 30/530	MS 30/530	
H 39/530 HB	500	530	216	630	Tr 530x6	68	90	M 8	6	12	87,9	HM 30/530	MS 30/530	
H 39/530 HK	500	530	216	630	Tr 530x6	68	90	G1/4	11	15	87,9	HM 30/530	MS 30/530	
H 39/530 HKB	500	530	216	630	Tr 530x6	68	90	G1/4	11	15	87,9	HM 30/530	MS 30/530	
H 30/530	500	530	265	630	Tr 530x6	68	90				105	HM 30/530	MS 30/530	
H 30/530 H	500	530	265	630	Tr 530x6	68	90	M 8	6	12	105	HM 30/530	MS 30/530	
H 30/530 HB	500	530	265	630	Tr 530x6	68	90	M 8	6	12	105	HM 30/530	MS 30/530	
H 30/530 HK	500	530	265	630	Tr 530x6	68	90	G1/4	13	15	105	HM 30/530	MS 30/530	
H 30/530 HKB	500	530	265	630	Tr 530x6	68	90	G1/4	13	15	105	HM 30/530	MS 30/530	
H 31/530	500	530	364	670	Tr 530x6	80	105				161	HM 31/530	MS 31/530	
H 31/530 H	500	530	364	670	Tr 530x6	80	105	M 8	6	12	161	HM 31/530	MS 31/530	
H 31/530 HB	500	530	364	670	Tr 530x6	80	105	M 8	6	12	161	HM 31/530	MS 31/530	
H 31/530 HK	500	530	364	670	Tr 530x6	80	105	G1/4	15	15	161	HM 31/530	MS 31/530	
H 31/530 HKB	500	530	364	670	Tr 530x6	80	105	G1/4	15	15	161	HM 31/530	MS 31/530	
H 32/530	500	530	447	670	Tr 530x6	80	105				192	HM 31/530	MS 31/530	
H 32/530 H	500	530	447	670	Tr 530x6	80	105	M 8	6	12	192	HM 31/530	MS 31/530	
H 32/530 HB	500	530	447	670	Tr 530x6	80	105	M 8	6	12	192	HM 31/530	MS 31/530	
H 32/530 HK	500	530	447	670	Tr 530x6	80	105	G1/4	19	15	192	HM 31/530	MS 31/530	
H 32/530 HKB	500	530	447	670	Tr 530x6	80	105	G1/4	19	15	192	HM 31/530	MS 31/530	
H 39/560	530	560	227	650	Tr 560x6	75	97				95	HM 30/560	MS 30/560	
H 39/560 H	530	560	227	650	Tr 560x6	75	97	M 8	6	12	95	HM 30/560	MS 30/560	
H 39/560 HB	530	560	227	650	Tr 560x6	75	97	M 8	6	12	95	HM 30/560	MS 30/560	
H 39/560 HK	530	560	227	650	Tr 560x6	75	97	G1/4	11	15	95	HM 30/560	MS 30/560	
H 39/560 HKB	530	560	227	650	Tr 560x6	75	97	G1/4	11	15	95	HM 30/560	MS 30/560	
H 30/560	530	560	282	650	Tr 560x6	75	97				112	HM 30/560	MS 30/560	
H 30/560 H	530	560	282	650	Tr 560x6	75	97	M 8	6	12	112	HM 30/560	MS 30/560	
H 30/560 HB	530	560	282	650	Tr 560x6	75	97	M 8	6	12	112	HM 30/560	MS 30/560	
H 30/560 HK	530	560	282	650	Tr 560x6	75	97	G1/4	13	15	112	HM 30/560	MS 30/560	
H 30/560 HKB	530	560	282	650	Tr 560x6	75	97	G1/4	13	15	112	HM 30/560	MS 30/560	
H 31/560	530	560	377	710	Tr 560x6	85	110				185	HM 30/560	MS 31/560	
H 31/560 H	530	560	377	710	Tr 560x6	85	110	M 8	6	12	185	HM 31/560	MS 31/560	
H 31/560 HB	530	560	377	710	Tr 560x6	85	110	M 8	6	12	185	HM 31/560	MS 31/560	
H 31/560 HK	530	560	377	710	Tr 560x6	85	110	G1/4	16	15	185	HM 31/560	MS 31/560	





## Spannhülsen / Adapter sleeves

Artikelnr. Bearing No	Wellen-Ø Shaft-Ø	Dimensionen / Principal Dimensions										Gewicht kg Weight kg	Sicherungsmutter Lock Nut	Sicherungsblech Tab Wash
		d	l	d2	G	B	B1	G1	e	s				
Serie H / Series H														
H 31/560 HKB	530	560	377	710	Tr 560x6	85	110	G1/4	16	15	185	HM 31/560	MS 31/560	
H 32/560	530	560	462	710	Tr 560x6	85	110				219	HM 31/560	MS 31/560	
H 32/560 H	530	560	462	710	Tr 560x6	85	110	M 8	6	12	219	HM 31/560	MS 31/560	
H 32/560 HB	530	560	462	710	Tr 560x6	85	110	M 8	6	12	219	HM 31/560	MS 31/560	
H 32/560 HK	530	560	462	710	Tr 560x6	85	110	G1/4	19	15	219	HM 31/560	MS 31/560	
H 32/560 HKB	530	560	462	710	Tr 560x6	85	110	G1/4	19	15	219	HM 31/560	MS 31/560	
H 39/600	560	600	239	700	Tr 600x6	75	97				127	HM 30/600	MS 30/600	
H 39/600 HK	560	600	239	700	Tr 600x6	75	97	G1/4	16	15	127	HM 30/600	MS 30/600	
H 39/600 HKB	560	600	239	700	Tr 600x6	75	97	G1/4	16	15	127	HM 30/600	MS 30/600	
H 30/600	560	600	289	700	Tr 600x6	75	97				147	HM 30/600	MS 30/600	
H 30/600 HK	560	600	289	700	Tr 600x6	75	97	G1/4	18	15	147	HM 30/600	MS 30/600	
H 30/600 HKB	560	600	289	700	Tr 600x6	75	97	G1/4	18	15	147	HM 30/600	MS 30/600	
H 31/600	560	600	399	750	Tr 600x6	85	110				234	HM 31/600	MS 31/600	
H 31/600 HK	560	600	399	750	Tr 600x6	85	110	G1/4	22	15	234	HM 31/600	MS 31/600	
H 31/600 HKB	560	600	399	750	Tr 600x6	85	110	G1/4	22	15	234	HM 31/600	MS 31/600	
H 32/600	560	600	487	750	Tr 600x6	85	110				278	HM 31/600	MS 31/600	
H 32/600 HK	560	600	487	750	Tr 600x6	85	110	G1/4	25	15	278	HM 31/600	MS 31/600	
H 32/600 HKB	560	600	487	750	Tr 600x6	85	110	G1/4	25	15	278	HM 31/600	MS 31/600	
H 39/630	600	630	254	730	Tr 630x6	75	97				120	HM 30/630	MS 30/630	
H 39/630 H	600	630	254	730	Tr 630x6	75	97	M 8	6	12	120	HM 30/630	MS 30/630	
H 39/630 HB	600	630	254	730	Tr 630x6	75	97	M 8	6	12	120	HM 30/630	MS 30/630	
H 39/630 HK	600	630	254	730	Tr 630x6	75	97	G1/4	12	15	120	HM 30/630	MS 30/630	
H 39/630 HKB	600	630	254	730	Tr 630x6	75	97	G1/4	12	15	120	HM 30/630	MS 30/630	
H 30/630	600	630	301	730	Tr 630x6	75	97				138	HM 30/630	MS 30/630	
H 30/630 H	600	630	301	730	Tr 630x6	75	97	M 8	6	12	138	HM 30/630	MS 30/630	
H 30/630 HB	600	630	301	730	Tr 630x6	75	97	M 8	6	12	138	HM 30/630	MS 30/630	
H 30/630 HK	600	630	301	730	Tr 630x6	75	97	G1/4	13	15	138	HM 30/630	MS 30/630	
H 30/630 HKB	600	630	301	730	Tr 630x6	75	97	G1/4	13	15	138	HM 30/630	MS 30/630	
H 31/630	600	630	424	800	Tr 630x6	95	120				254	HM 31/630	MS 31/630	
H 31/630 H	600	630	424	800	Tr 630x6	95	120	M 8	6	12	254	HM 31/630	MS 31/630	
H 31/630 HB	600	630	424	800	Tr 630x6	95	120	M 8	6	12	254	HM 31/630	MS 31/630	
H 31/630 HK	600	630	424	800	Tr 630x6	95	120	G1/4	17	15	254	HM 31/630	MS 31/630	
H 31/630 HKB	600	630	424	800	Tr 630x6	95	120	G1/4	17	15	254	HM 31/630	MS 31/630	
H 32/630	600	630	521	800	Tr 630x6	95	120				300	HM 31/630	MS 31/630	
H 32/630 H	600	630	521	800	Tr 630x6	95	120	M 8	6	12	300	HM 31/630	MS 31/630	
H 32/630 HB	600	630	521	800	Tr 630x6	95	120	M 8	6	12	300	HM 31/630	MS 31/630	
H 32/630 HK	600	630	521	800	Tr 630x6	95	120	G1/4	21	15	300	HM 31/630	MS 31/630	
H 32/630 HKB	600	630	521	800	Tr 630x6	95	120	G1/4	21	15	300	HM 31/630	MS 31/630	
H 39/670	630	670	264	780	Tr 670x6	80	102				163	HM 30/670	MS 30/670	
H 39/670 HK	630	670	264	780	Tr 670x6	80	102	G1/4	17	15	163	HM 30/670	MS 30/670	
H 39/670 HKB	630	670	264	780	Tr 670x6	80	102	G1/4	17	15	163	HM 30/670	MS 30/670	
H 30/670	630	670	324	780	Tr 670x6	80	102				191	HM 30/670	MS 30/670	
H 30/670 HK	630	670	324	780	Tr 670x6	80	102	G1/4	19	15	191	HM 30/670	MS 30/670	
H 30/670 HKB	630	670	324	780	Tr 670x6	80	102	G1/4	19	15	191	HM 30/670	MS 30/670	
H 31/670	630	670	456	850	Tr 670x6	106	131				340	HM 31/670	MS 31/670	



## Spannhülsen / Adapter sleeves

Artikelnr. Bearing No	Wellen-Ø Shaft-Ø	Dimensionen / Principal Dimensions										Gewicht kg Weight kg	Sicherungsmutter Lock Nut	Sicherungsblech Tab Wash
		d	l	d2	G	B	B1	G1	e	s				
Serie H / Series H														
H 31/670 HK	630	670	456	850	Tr 670x6	106	131	G1/4	23	15	340	HM 31/670	MS 31/670	
H 31/670 HKB	630	670	456	850	Tr 670x6	106	131	G1/4	23	15	340	HM 31/670	MS 31/670	
H 32/670	630	670	588	850	Tr 670x6	106	131				401	HM 31/670	MS 31/670	
H 32/670 HK	630	670	588	850	Tr 670x6	106	131	G1/4	27	15	401	HM 31/670	MS 31/670	
H 32/670 HKB	630	670	588	850	Tr 670x6	106	131	G1/4	27	15	401	HM 31/670	MS 31/670	
H 39/710	670	710	286	830	Tr 710x7	90	112				196	HM 30/710	MS 30/710	
H 39/710 HK	670	710	286	830	Tr 710x7	90	112	G1/4	18	15	196	HM 30/710	MS 30/710	
H 39/710 HKB	670	710	286	830	Tr 710x7	90	112	G1/4	18	15	196	HM 30/710	MS 30/710	
H 30/710	670	710	342	830	Tr 710x7	90	112				223	HM 30/710	MS 30/710	
H 30/710 HK	670	710	342	830	Tr 710x7	90	112	G1/4	19	15	223	HM 30/710	MS 30/710	
H 30/710 HKB	670	710	342	830	Tr 710x7	90	112	G1/4	19	15	223	HM 30/710	MS 30/710	
H 31/710	670	710	467	900	Tr 710x7	106	135				378	HM 30/710	MS 30/710	
H 31/710 HK	670	710	467	900	Tr 710x7	106	135	G1/4	24	15	378	HM 30/710	MS 30/710	
H 31/710 HKB	670	710	467	900	Tr 710x7	106	135	G1/4	24	15	378	HM 30/710	MS 30/710	
H 32/710	670	710	572	900	Tr 710x7	106	135				444	HM 31/710	MS 31/710	
H 32/710 HK	670	710	572	900	Tr 710x7	106	135	G1/4	28	15	444	HM 31/710	MS 31/710	
H 32/710 HKB	670	710	572	900	Tr 710x7	106	135	G1/4	28	15	444	HM 31/710	MS 31/710	
H 39/750	710	750	291	870	Tr 750x7	90	112				211	HM 30/750	MS 30/750	
H 39/750 HK	710	750	291	870	Tr 750x7	90	112	G1/4	18	15	211	HM 30/750	MS 30/750	
H 39/750 HKB	710	750	291	870	Tr 750x7	90	112	G1/4	18	15	211	HM 30/750	MS 30/750	
H 30/750	710	750	356	870	Tr 750x7	90	112				246	HM 30/750	MS 30/750	
H 30/750 HK	710	750	356	870	Tr 750x7	90	112	G1/4	20	15	246	HM 30/750	MS 30/750	
H 30/750 HKB	710	750	356	870	Tr 750x7	90	112	G1/4	20	15	246	HM 30/750	MS 30/750	
H 31/750	710	750	493	950	Tr 750x7	112	141				451	HM 31/750	MS 31/750	
H 31/750 HK	710	750	493	950	Tr 750x7	112	141	G1/4	24	15	451	HM 31/750	MS 31/750	
H 31/750 HKB	710	750	493	950	Tr 750x7	112	141	G1/4	24	15	451	HM 31/750	MS 31/750	
H 32/750	710	750	603	950	Tr 750x7	112	141				507	HM 31/750	MS 31/750	
H 32/750 HK	710	750	603	950	Tr 750x7	112	141	G1/4	29	15	507	HM 31/750	MS 31/750	
H 32/750 HKB	710	750	603	950	Tr 750x7	112	141	G1/4	29	15	507	HM 31/750	MS 31/750	
H 39/800	750	800	303	920	Tr 800x7	90	112				259	HM 30/800	MS 30/800	
H 39/800 HK	750	800	303	920	Tr 800x7	90	112	G1/4	23	15	259	HM 30/800	MS 30/800	
H 39/800 HKB	750	800	303	920	Tr 800x7	90	112	G1/4	23	15	259	HM 30/800	MS 30/800	
H 30/800	750	800	366	920	Tr 800x7	90	112				300	HM 30/800	MS 30/800	
H 30/800 HK	750	800	366	920	Tr 800x7	90	112	G1/4	25	15	300	HM 30/800	MS 30/800	
H 30/800 HKB	750	800	366	920	Tr 800x7	90	112	G1/4	25	15	300	HM 30/800	MS 31/600	
H 31/800	750	800	505	1000	Tr 800x7	112	141				515	HM 31/800	MS 31/800	
H 31/800 HK	750	800	505	1000	Tr 800x7	112	141	G1/4	30	15	515	HM 31/800	MS 31/800	
H 31/800 HKB	750	800	505	1000	Tr 800x7	112	141	G1/4	30	15	515	HM 31/800	MS 31/800	
H 32/800	750	800	618	1000	Tr 800x7	112	141				610	HM 31/800	MS 31/800	
H 32/800 HK	750	800	618	1000	Tr 800x7	112	141	G1/4	34	15	610	HM 31/800	MS 31/800	
H 32/800 HKB	750	800	618	1000	Tr 800x7	112	141	G1/4	34	15	610	HM 31/800	MS 31/800	